


## PRODUCT FEATURES

- Ultrafast Recovery Time
- Low Recovery Loss
- Soft Reverse Recovery Characteristics
- Low Leakage Current
- Low Forward Voltage
- High Surge Current Capability

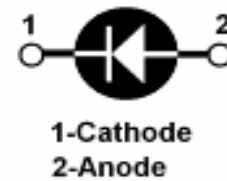
## APPLICATIONS

- Freewheeling, Snubber, Clamp
- Inversion Welder
- PFC
- Plating Power Supply
- Ultrasonic Cleaner and Welder
- Converter & Chopper
- UPS



## DESCRIPTION

FRED from MacMic utilizes advanced processing techniques to achieve ultrafast recovery times and higher forward current. Its soft recovery characteristics and high reliability suit for wide industrial applications.



## ABSOLUTE MAXIMUM RATINGS ( $T_C=25^\circ\text{C}$ unless otherwise specified)

Symbol	Parameter/Test Conditions		Values	Unit
$V_R$	Maximum D.C. Reverse Voltage		600	V
$V_{RRM}$	Maximum Repetitive Reverse Voltage			
$I_{F(AV)}$	Average Forward Current	$T_C=135^\circ\text{C}$	15	A
$I_{F(RMS)}$	RMS Forward Current	$T_C=135^\circ\text{C}$	21	
$I_{FSM}$	Non Repetitive Surge Forward Current	$T_J=25^\circ\text{C}, t=10\text{ms}, 50\text{Hz}, \text{Sine}$	150	
$P_D$	Power Dissipation		100	W
$T_J$	Junction Temperature		-55 to +175	$^\circ\text{C}$
$T_{STG}$	Storage Temperature Range		-55 to +150	$^\circ\text{C}$
Torque	To Heat Sink	Recommended (M3)	1.1	Nm
$R_{thJC}$	Junction to Case Thermal Resistance		1.5	$^\circ\text{C}/\text{W}$
Weight			2.5	g

## ELECTRICAL CHARACTERISTICS ( $T_C=25^\circ\text{C}$ unless otherwise specified)

Symbol	Parameter/Test Conditions		Min.	Typ.	Max.	Unit
$I_{RM}$	Maximum Reverse Leakage Current	$V_R=600\text{V}$			10	$\mu\text{A}$
		$V_R=600\text{V}, T_J=150^\circ\text{C}$			1	mA
$V_F$	Forward Voltage	$I_F=15\text{A}$		1.3	1.8	V
		$I_F=15\text{A}, T_J=150^\circ\text{C}$		1.1		
$t_{rr}$	Reverse Recovery Time ( $I_F=1\text{A}, di_F/dt=-200\text{A}/\mu\text{s}, V_R=30\text{V}$ )			23	30	ns
$t_{rr}$	Reverse Recovery Time ( $I_F=0.5\text{A}, I_R=1\text{A}, I_{RR}=0.25\text{A}$ )			30	40	ns

MacMic Science & Technology Co., Ltd.

Add: #18, Hua Shan Zhong Lu, New District, Changzhou City, Jiangsu Province, P. R. of China

## ELECTRICAL CHARACTERISTICS ( $T_C=25^\circ\text{C}$ unless otherwise specified)

Symbol	Parameter/Test Conditions	Min.	Typ.	Max.	Unit
$t_{rr}$	Reverse Recovery Time		70		ns
$I_{RRM}$	Maximum Reverse Recovery Current		4.6		A
$Q_{RR}$	Reverse Recovery Charge		95		nC
$t_{rr}$	Reverse Recovery Time		150		ns
$I_{RRM}$	Maximum Reverse Recovery Current		9.5		A
$Q_{RR}$	Reverse Recovery Charge		590		nC

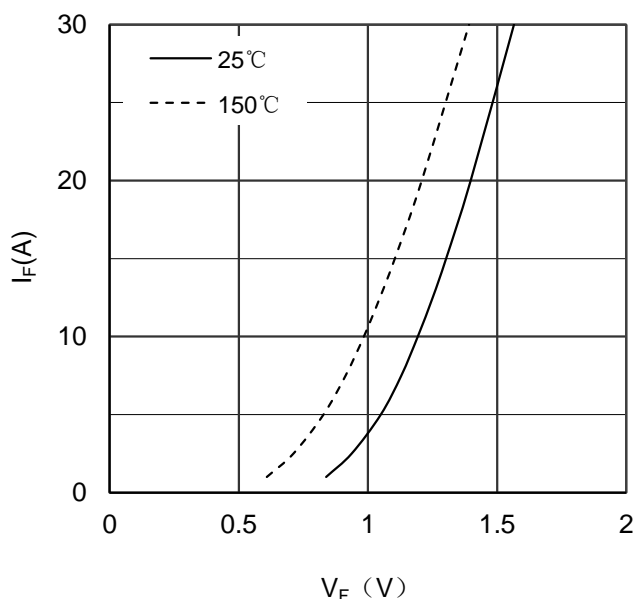


Figure 1. Forward Voltage Drop vs Forward Current

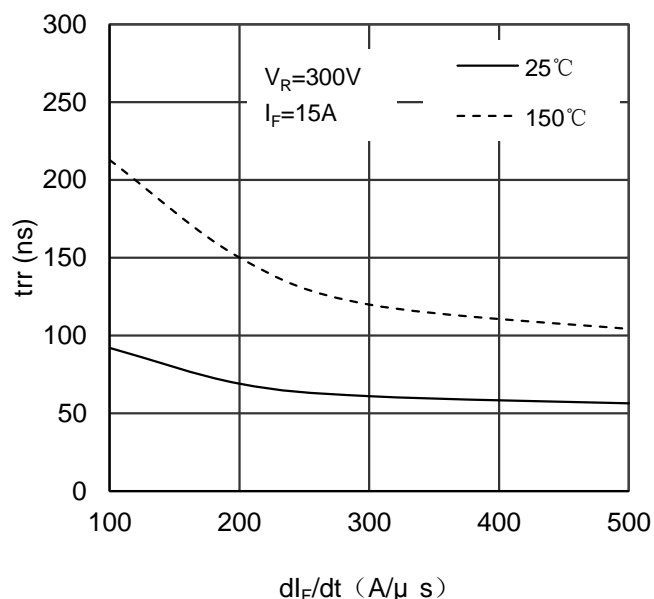


Figure 2. Reverse Recovery Time vs  $di_F/dt$

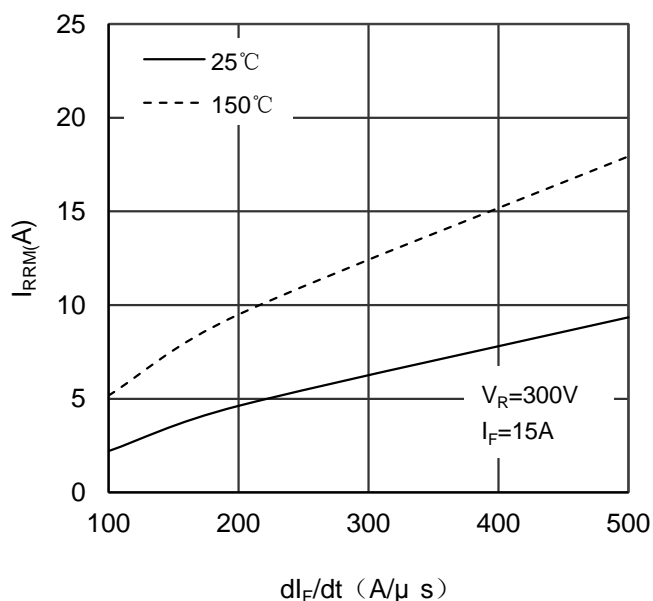


Figure 3. Reverse Recovery Current vs  $di_F/dt$

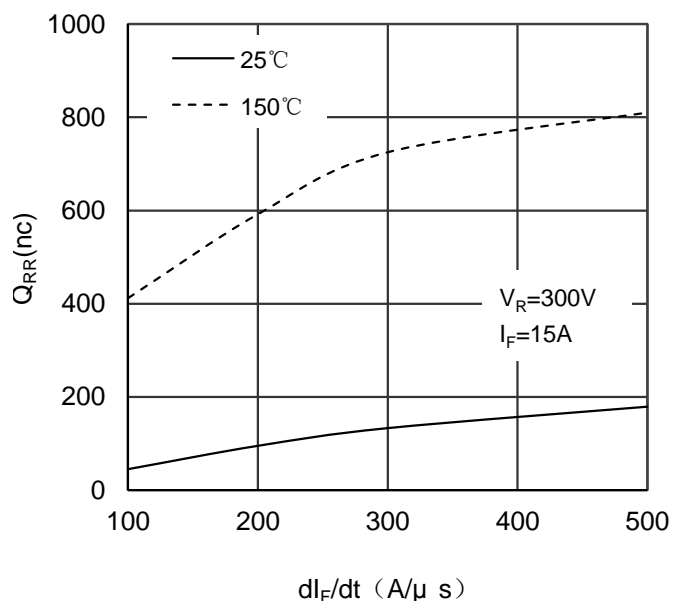


Figure 4. Reverse Recovery Charge vs  $di_F/dt$

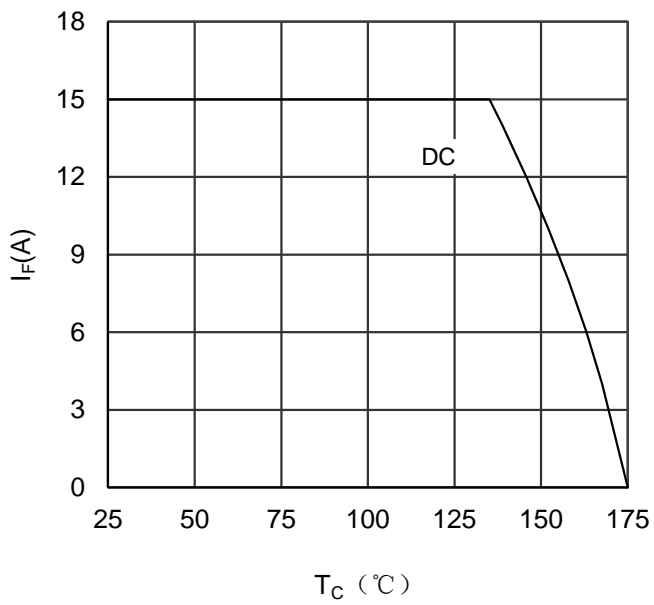


Figure 5. Forward current vs Case temperature

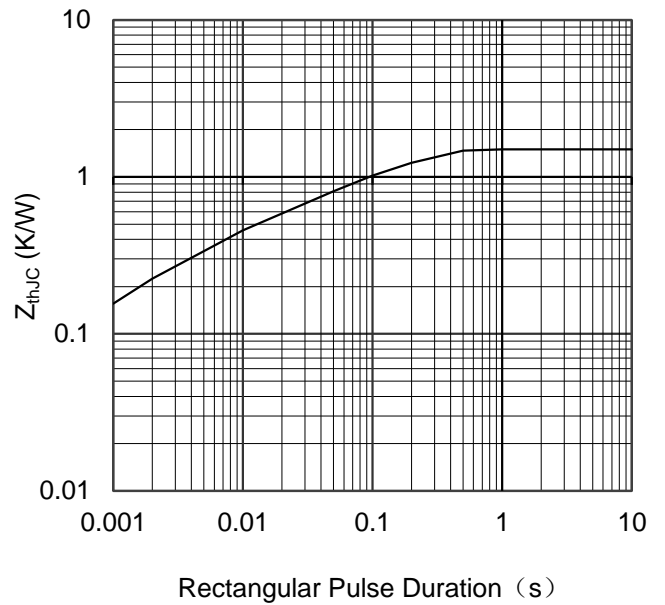


Figure 6. Transient Thermal Impedance

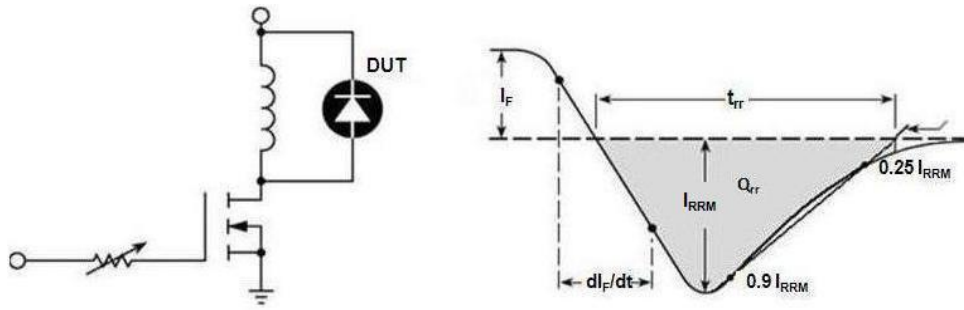
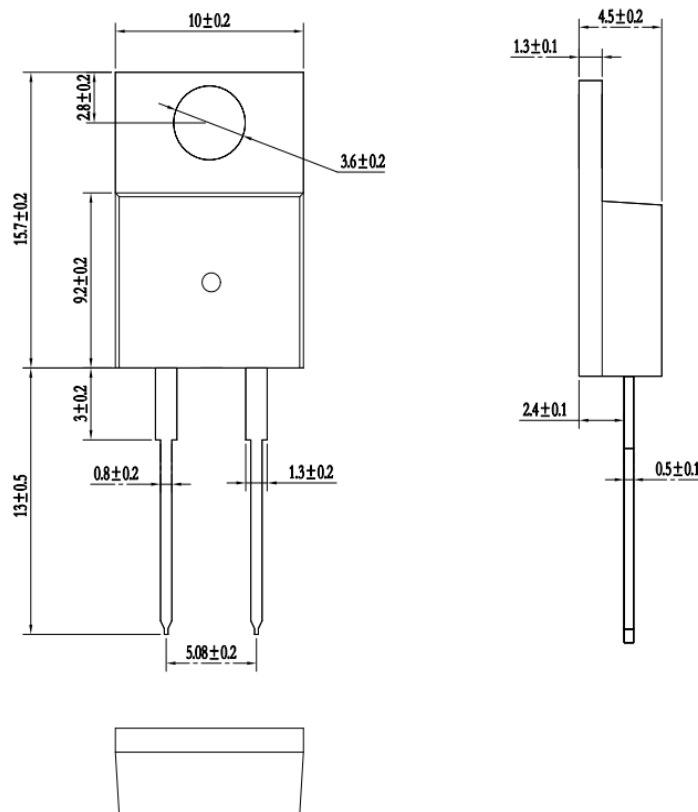


Figure 7. Diode Reverse Recovery Test Circuit and Waveform



Dimensions in (mm)

Figure 8. Package Outline